

Scaled data based on original data using  
LM-79-08 Approved Method: Electrical and Photometric Measurements of Solid-  
State Lighting Products

Test Report Prepared for  
Cooper Lighting Solutions  
(formerly Eaton)

Brand: STREETWORKS

Report Number: P147467

Luminaire Tested: **TMU-F03-LED-E-U-5MQ-7060**

Issue Date: 3/3/2020

**Test Information**

Test Method: LM-79-08  
Report Number: P147467  
REPORT IS SCALED FROM IESNA LM-79-08 TEST DATA (P33674)  
Test Lab: INNOVATION CENTER-P3  
Issue Date: 3/3/2020  
Manufacturer: COOPER LIGHTING SOLUTIONS (FORMERLY EATON)  
Product Line: STREETWORKS  
Catalog Number: TMU-F03-LED-E-U-5MQ-7060  
Description: TALON MEDIUM LED AREA LUMINAIRE  
(3) LIGHTBARS WITH AccuLED OPTICS - TYPE 5 SQUARE MEDIUM  
Light Source: (21) 5700K CCT, 70 CRI LEDs  
Ballast/Driver: -

**Summary**

Lumens per Lamp: N/A  
Luminaire Lumens: 8192.3 lumens  
Efficiency: N/A  
Efficacy: 104.6 lumens/watt  
Luminous Opening: Rectangular (W 0.5' x L: 1' x H: 0')  
IES Classification: Type V - Short - Full Cutoff  
BUG Rating: B3 - U0 - G1

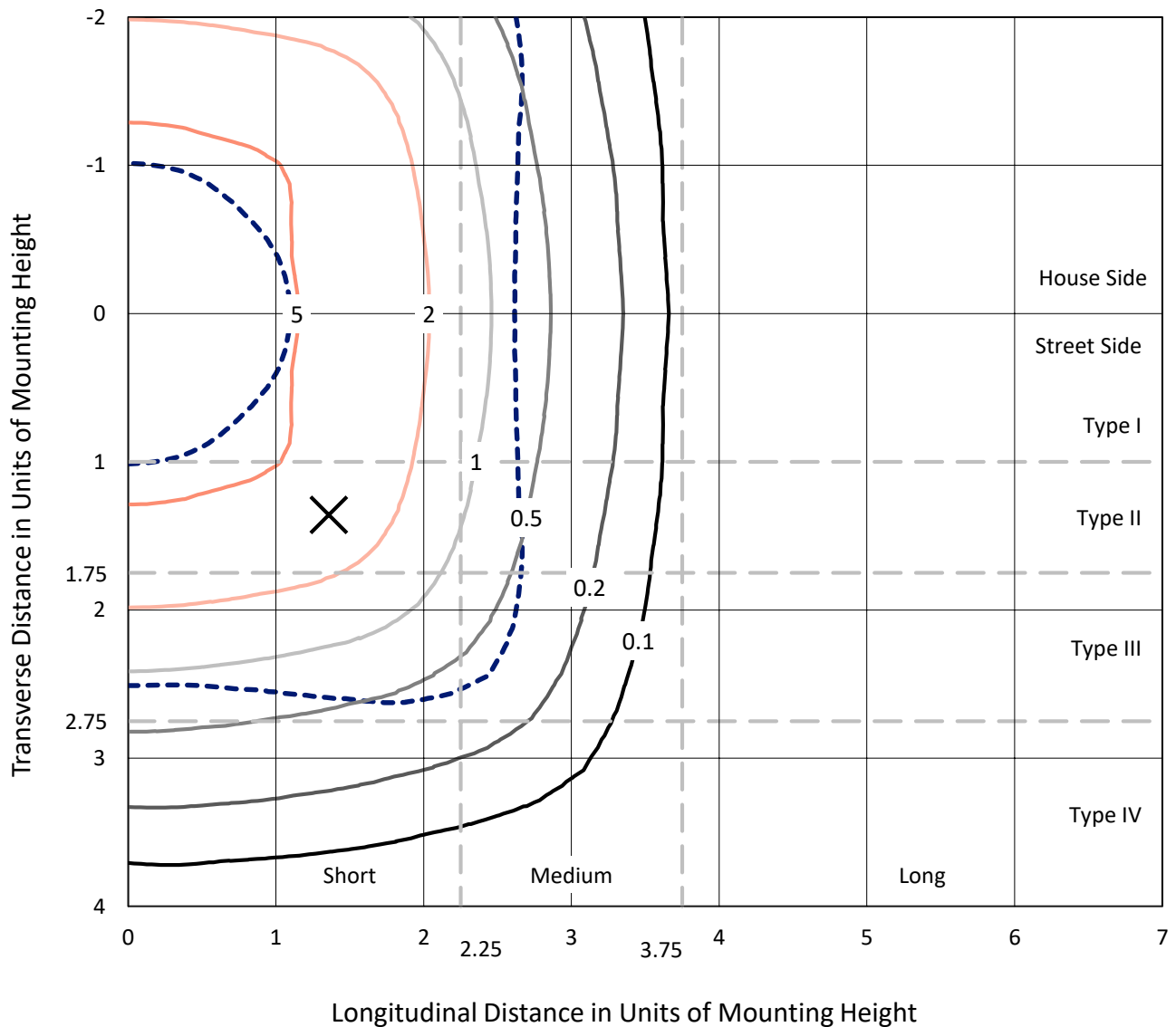
Input Watts (W): 78.3  
Input Voltage (V): NR  
Input Current (A<sub>in</sub>): NR  
Voltage Rise (V): NR  
Power Factor: NR  
Total Harmonic Distortion (THDi): NR  
Frequency (hertz): 60  
Stabilization Time: NR  
Operation Time: NR  
Ambient Temperature (°C): NR  
Test Distance: 28.75 FT



REPORT NUMBER: P147467  
 CATALOG NUMBER: TMU-F03-LED-E-U-5MQ-7060

### Iso-Footcandle Lines of Horizontal Illumination

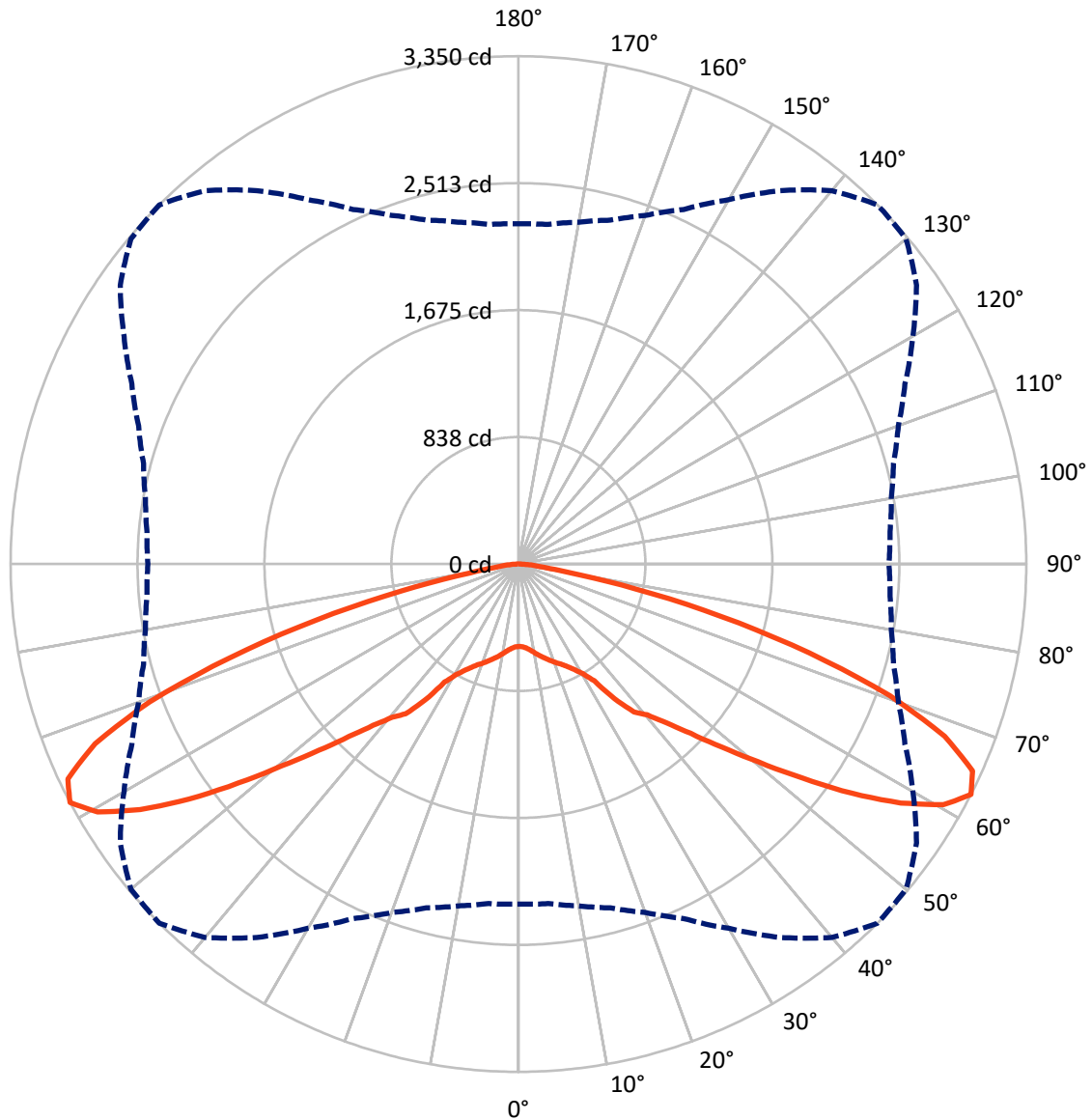
× Max cd  
 - - - 1/2 Max cd



Based on 10 foot mounting height. Maximum calculated value = 6.2 fc  
 Type V - Short - Full Cutoff

REPORT NUMBER: P147467  
CATALOG NUMBER: TMU-F03-LED-E-U-5MQ-7060

### Luminous Intensity Polar Plot



— Vertical Plane Through 45-Deg Lateral    - - - Horizontal Cone Through 62.5-Deg Vertical

REPORT NUMBER: P147467

CATALOG NUMBER: TMU-F03-LED-E-U-5MQ-7060

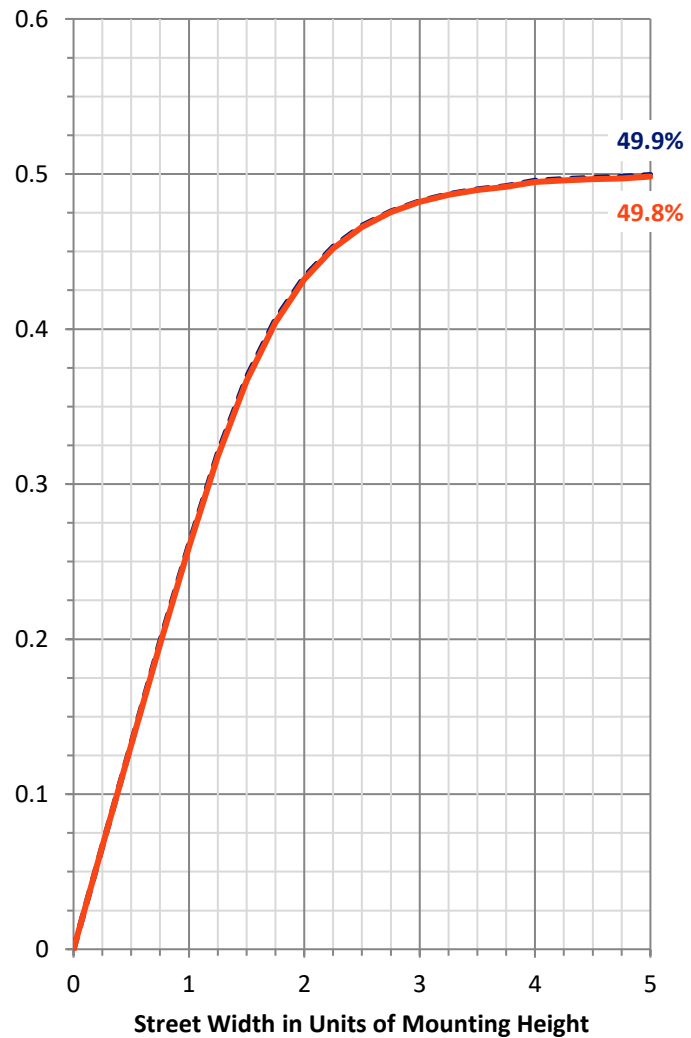
**FLUX DISTRIBUTION:**

		Downward	Upward	Total
<b>House Side</b>	Lumens	4096.2	0.0	4096.2
	% Fixture	50.0	0.0	50.0
<b>Street Side</b>	Lumens	4096.2	0.0	4096.2
	% Fixture	50.0	0.0	50.0
<b>Total</b>	Lumens	8192.3	0.0	8192.3
	% Fixture	100.0	0.0	100.0

**Coefficient of Utilization**

**ZONAL LUMENS:**

Zone	Lumens	% Fixture
0°-10°	54.5	0.7
10°-20°	184.2	2.2
20°-30°	356.2	4.3
30°-40°	689.7	8.4
40°-50°	1245.3	15.2
50°-60°	2165.3	26.4
60°-70°	2458.2	30.0
70°-80°	953.0	11.6
80°-90°	86.0	1.0
90°-100°	0.0	0.0
100°-110°	0.0	0.0
110°-120°	0.0	0.0
120°-130°	0.0	0.0
130°-140°	0.0	0.0
140°-150°	0.0	0.0
150°-160°	0.0	0.0
160°-170°	0.0	0.0
170°-180°	0.0	0.0
0°-90°	8192.3	100.0
0°-180°	8192.3	100.0



--- HS    — SS

REPORT NUMBER: P147467

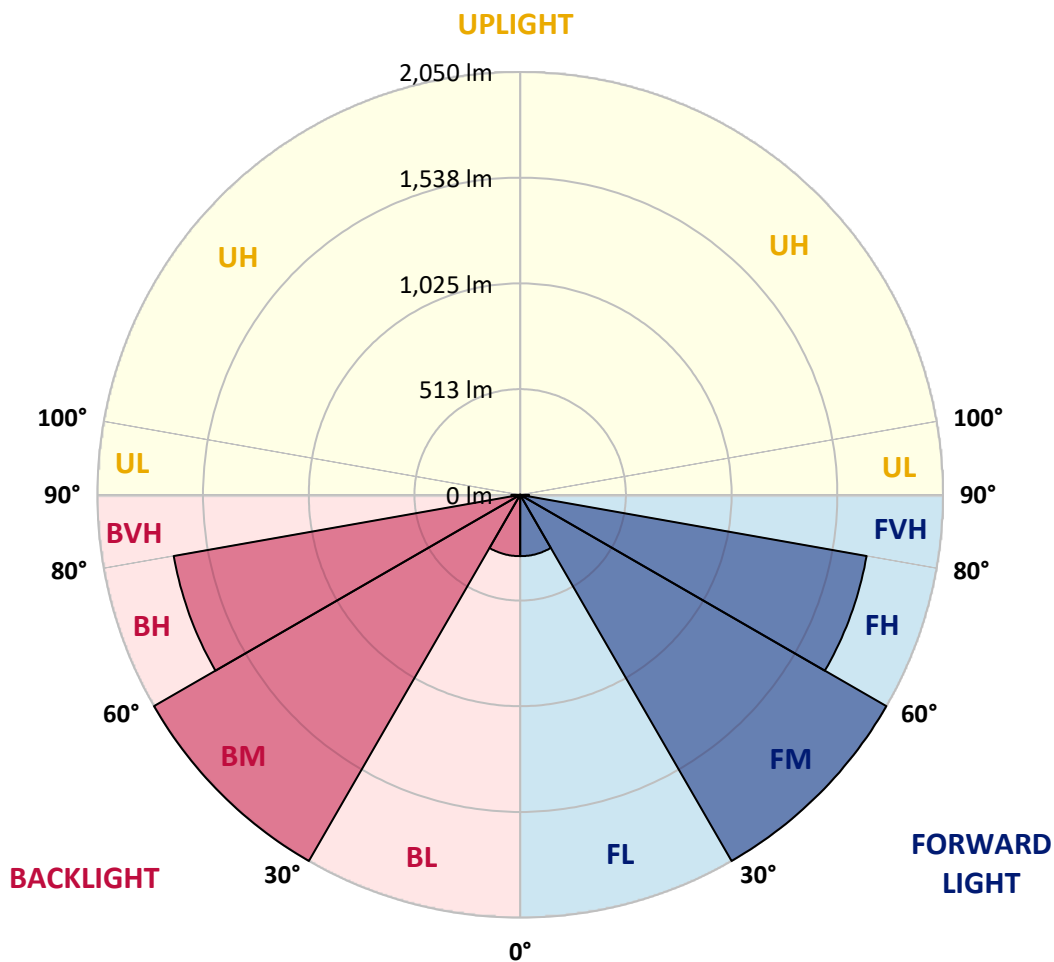
CATALOG NUMBER: TMU-F03-LED-E-U-5MQ-7060

**LUMINAIRE CLASSIFICATION SYSTEM LUMEN TABLE AND BUG RATING:**

Zone		Lumens	% Fixture	Zone Rating/Lumen Limit		
				B	U	G
FL	(0°-30°)	297.5	3.6			
FM	(30°-60°)	2050.1	25.0			
FH	(60°-80°)	1705.6	20.8			G1/1800
FVH	(80°-90°)	43.0	0.5			G1/100
BL	(0°-30°)	297.5	3.6	B1/500		
BM	(30°-60°)	2050.1	25.0	B2/2500		
BH	(60°-80°)	1705.6	20.8	B3/2500		G1/1800
BVH	(80°-90°)	43.0	0.5			G1/100
UL	(90°-100°)	0.0	0.0		U0/0	
UH	(100°-180°)	0.0	0.0		U0/0	

**BUG Rating: B3-U0-G1**

Type V Short





REPORT NUMBER: P147467

CATALOG NUMBER: TMU-F03-LED-E-U-5MQ-7060

**CANDELA DISTRIBUTION (FULL):**

	0°	5°	10°	15°	20°	25°	30°	35°	40°	45°	50°
0°	543.8	543.8	543.8	543.8	543.8	543.8	543.8	543.8	543.8	543.8	543.8
2.5°	547.2	548.9	548.4	547.6	547.6	547.7	547.2	546.0	545.5	546.4	547.2
5°	559.9	559.9	559.9	559.9	559.1	559.0	558.2	557.4	557.8	557.0	556.6
7.5°	579.4	578.2	578.1	577.7	577.7	576.8	575.6	573.9	574.4	573.9	573.5
10°	602.3	602.7	601.4	602.7	600.6	600.2	598.4	597.6	597.2	595.9	595.9
12.5°	629.8	628.5	628.6	627.7	626.8	626.0	623.4	623.0	621.3	620.4	619.2
15°	655.6	655.2	653.5	651.8	651.4	650.6	647.6	645.8	645.4	643.3	641.6
17.5°	681.4	680.6	678.5	677.6	676.0	674.7	672.2	669.6	668.3	667.5	665.3
20°	709.0	708.2	706.0	704.3	702.2	700.6	696.8	694.6	693.4	692.0	690.4
22.5°	743.4	741.6	738.2	735.3	730.6	728.9	723.8	720.8	718.8	717.0	716.2
25°	780.6	781.0	776.3	772.5	767.0	762.3	756.0	752.6	750.5	748.8	748.4
27.5°	827.2	827.6	823.4	817.8	809.4	804.3	795.8	791.6	790.4	788.6	788.2
30°	900.8	897.0	889.8	881.0	873.4	862.4	850.0	845.8	841.6	840.3	840.3
32.5°	1036.4	1034.3	1028.4	1006.4	996.2	973.3	951.7	939.4	925.4	918.6	914.4
35°	1131.2	1130.4	1125.8	1118.1	1111.8	1107.1	1094.4	1092.3	1089.8	1089.8	1093.2
37.5°	1201.2	1196.0	1195.2	1196.5	1194.8	1195.6	1205.8	1219.8	1231.6	1237.6	1236.7
40°	1304.5	1297.3	1301.5	1298.6	1294.8	1293.9	1297.3	1302.8	1308.3	1308.3	1307.0
42.5°	1439.6	1443.0	1444.6	1432.4	1424.4	1422.2	1430.2	1428.6	1434.1	1432.0	1426.4
45°	1640.4	1638.2	1635.3	1620.4	1607.8	1597.6	1599.7	1596.8	1597.2	1593.8	1589.5
47.5°	1842.8	1850.0	1837.8	1830.6	1816.2	1809.0	1814.8	1809.8	1819.5	1801.8	1793.2
50°	2039.4	2044.4	2040.2	2030.0	2030.0	2040.2	2047.4	2056.7	2070.2	2050.0	2019.4
52.5°	2200.3	2204.5	2210.9	2219.4	2240.1	2261.7	2292.2	2324.8	2350.6	2346.8	2312.1
55°	2298.6	2303.6	2314.2	2343.4	2380.7	2437.5	2506.5	2582.4	2641.6	2670.4	2645.0
57.5°	2331.6	2335.4	2364.2	2399.4	2457.4	2541.6	2657.2	2788.2	2902.1	2974.5	2963.1
60°	2324.0	2324.0	2353.2	2401.4	2482.8	2594.6	2758.1	2939.4	3113.8	3222.3	3206.2
62.5°	2243.9	2248.2	2290.0	2348.1	2446.4	2580.2	2775.0	3006.7	3215.5	3350.2	3337.0
65°	2068.6	2071.6	2116.8	2185.9	2295.6	2454.0	2667.0	2923.7	3163.0	3292.6	3268.0
67.5°	1785.2	1788.2	1825.0	1903.0	2019.0	2184.6	2414.6	2697.1	2931.3	3033.8	2960.1
70°	1420.1	1428.6	1452.3	1534.9	1623.0	1785.2	1997.0	2279.5	2500.6	2597.6	2516.2
72.5°	967.8	989.4	1018.2	1091.4	1175.7	1310.4	1479.0	1717.0	1894.4	2006.8	1934.3
75°	545.1	575.6	584.5	640.0	709.4	815.8	939.0	1109.7	1288.8	1379.9	1292.6
77.5°	235.5	260.5	271.5	297.4	351.5	396.0	471.0	586.2	724.7	788.6	684.0
80°	116.0	122.0	126.6	134.6	150.0	164.3	199.9	250.3	307.0	321.4	255.8
82.5°	89.8	94.0	102.1	108.5	112.2	116.0	119.4	126.2	131.8	134.7	127.0
85°	63.1	68.6	77.5	84.7	89.0	91.9	94.8	97.0	91.9	83.8	88.1
87.5°	16.5	21.6	30.0	32.6	36.8	39.0	38.1	39.4	35.6	25.8	28.8
90°	0.0	0.0	0.0	0.0	0.0	0.0	0.0	0.0	0.0	0.0	0.0



REPORT NUMBER: P147467

CATALOG NUMBER: TMU-F03-LED-E-U-5MQ-7060

**CANDELA DISTRIBUTION (continued):**

	55°	60°	65°	70°	75°	80°	85°	90°
0°	543.8	543.8	543.8	543.8	543.8	543.8	543.8	543.8
2.5°	546.8	546.4	546.8	546.8	546.8	546.4	546.4	546.4
5°	556.6	556.6	557.0	556.1	556.1	556.6	556.1	555.7
7.5°	573.0	572.6	572.6	572.2	572.6	572.2	572.2	571.8
10°	595.0	594.2	594.7	593.4	593.4	593.0	593.0	593.0
12.5°	618.8	617.5	617.9	616.7	614.6	615.0	615.4	615.0
15°	641.6	640.4	639.2	638.2	637.0	637.4	637.4	637.0
17.5°	665.0	662.4	662.0	660.8	660.3	660.3	660.3	660.7
20°	689.1	687.4	687.0	685.7	685.3	686.6	687.0	686.1
22.5°	715.0	714.1	714.9	714.1	715.4	716.2	716.6	715.8
25°	747.6	746.7	748.0	751.0	752.6	753.4	755.6	754.7
27.5°	789.4	788.6	791.6	795.8	798.4	802.6	804.8	805.6
30°	843.6	847.5	849.2	857.6	859.4	866.2	866.2	869.1
32.5°	922.4	929.7	942.4	955.5	973.8	986.8	986.8	993.6
35°	1095.3	1098.2	1108.0	1110.1	1113.9	1118.1	1113.9	1117.3
37.5°	1227.8	1214.7	1205.4	1192.2	1184.2	1184.2	1185.1	1184.2
40°	1295.6	1290.6	1286.3	1275.3	1273.6	1273.2	1273.2	1274.8
42.5°	1416.8	1404.4	1397.6	1388.4	1385.4	1384.6	1384.1	1385.0
45°	1574.3	1554.4	1536.2	1526.8	1518.8	1511.2	1513.7	1513.7
47.5°	1757.6	1726.8	1697.1	1681.0	1667.0	1660.7	1656.4	1655.2
50°	1980.9	1937.7	1899.6	1869.5	1849.2	1848.8	1850.8	1837.3
52.5°	2254.5	2186.3	2138.8	2098.2	2079.2	2077.0	2070.2	2062.6
55°	2557.8	2476.8	2398.5	2354.8	2329.9	2316.3	2308.3	2295.6
57.5°	2870.3	2761.4	2648.8	2578.9	2534.8	2504.4	2488.3	2481.1
60°	3111.3	2962.6	2814.0	2701.8	2628.5	2583.2	2555.2	2543.8
62.5°	3206.2	3004.6	2814.0	2666.6	2560.7	2498.0	2460.4	2443.8
65°	3093.1	2854.2	2637.4	2474.8	2356.6	2286.7	2245.6	2227.8
67.5°	2777.1	2566.2	2330.4	2168.5	2047.0	1978.0	1933.4	1920.3
70°	2328.2	2112.6	1887.3	1742.8	1634.4	1578.1	1531.9	1526.4
72.5°	1749.6	1563.7	1370.6	1251.2	1163.8	1070.7	1047.0	1058.8
75°	1121.5	947.4	775.5	667.9	588.3	499.4	465.0	473.5
77.5°	531.1	411.2	296.9	229.6	192.8	164.8	157.6	153.3
80°	197.0	159.6	141.0	133.8	128.8	124.0	120.7	116.9
82.5°	127.4	124.6	120.7	119.4	115.6	109.7	98.7	94.0
85°	95.3	95.3	90.2	90.6	87.6	80.1	69.9	64.4
87.5°	27.9	25.0	22.9	21.2	20.8	18.6	13.6	11.9
90°	0.0	0.0	0.0	0.0	0.0	0.0	0.0	0.0

(END OF REPORT)